

THE NATION'S LARGEST INLAND PORT



CENTERPOINT INTERMODAL CENTER QUICK LINKS

-  DRAYAGE CALCULATOR
-  INTERACTIVE AERIAL
-  MASTER SITE PLAN
-  LOCATION MAP
-  DOWNLOADS
-  CONTACT US



Union Pacific-Joliet Intermodal Terminal  
NOW OPEN!

# Chicagoland Logistics Snapshot

Bruce Hartman and Chris Clott  
University of Saint Francis  
Joliet IL

[www.stfrancis.edu](http://www.stfrancis.edu)

# Agenda IAC April 1

- 2013 Predictions
- ILLIANA impact
- Intelligent Transportation
- Human Logistics
- Education Opportunities at USF



# What's our USF Vision?

- [USF Intermodal Transportation Institute](#)
  - Mission: neutral information and education for intermodal logistics and transportation
  - Tracks Will County, Chicago area logistics issues
  - Researches important practice topics
  - Informs logistics pros and newcomers
- USF College of Business Logistics
  - Educates logistics innovators



# Predictions 2013

- **Trucking** (Mike Regan, TranzAct Technologies): Carrier capacity issues, Density based pricing from LTLs, **Big Data and Regulation**
- **Supply Chain Strategy** (Gene Tyndall, Tompkins International): IT for operations; technology road map, IT with trading partners, **Talent supply chain**
- **Retail** (David Schneider, David K. Schneider & Associates): Go online for more assortment, Midsize retailers get click-to-ship at low cost, Same day delivery, **Move closer to sales points**

Source: [Supply Chain Digest Predictions 2013](#) Part 1





# ILLIANA

- Recent legislation allows TOLL!
- [Corridor B3 Carried Forward](#)
- [Tier 2: B3 Landowner Meeting Invitation](#)
- [Facebook](#)

Table 1-5. Projected Change in Daily VMT, Hours of Travel and Hours of Delay

Area	2010-2040 Change in VMT	Change	2010-2040 Change in VHT	Change	2010-2040 Change in Hours of Delay	Change
Region	56,125,600	31%	1,578,600	34%	219,100	46%
South Sub-Region	20,640,600	46%	526,800	53%	64,300	141%

Source: Illiana Corridor TSPR, April 2012.



# ILLIANA Vehicle Trips

Source: Illiana Corridor *Transportation Performance Report*, April 2012.

Figure 1-3. Projected 2010-2040 Origin-Destination Growth in Vehicle Trips

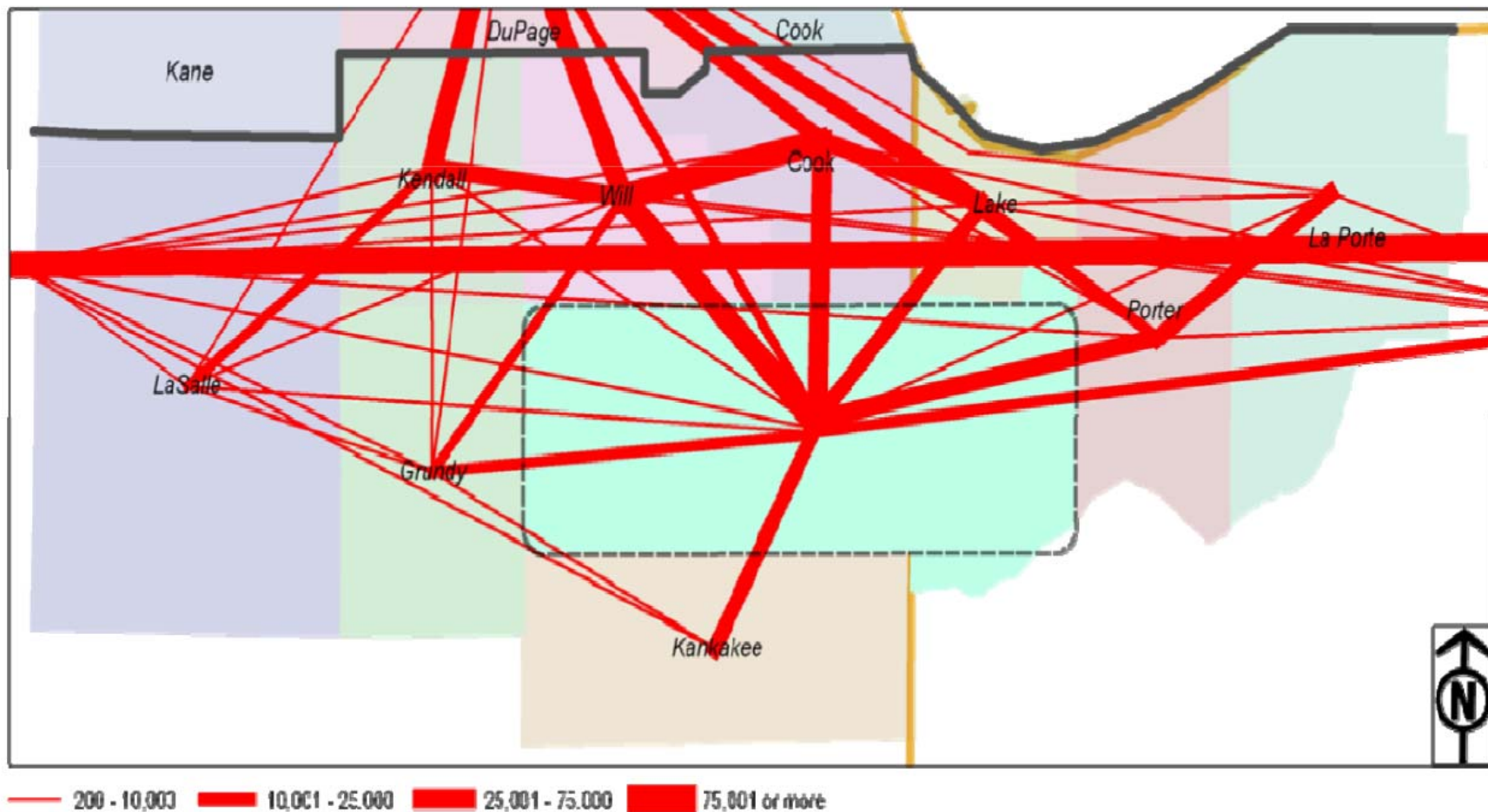
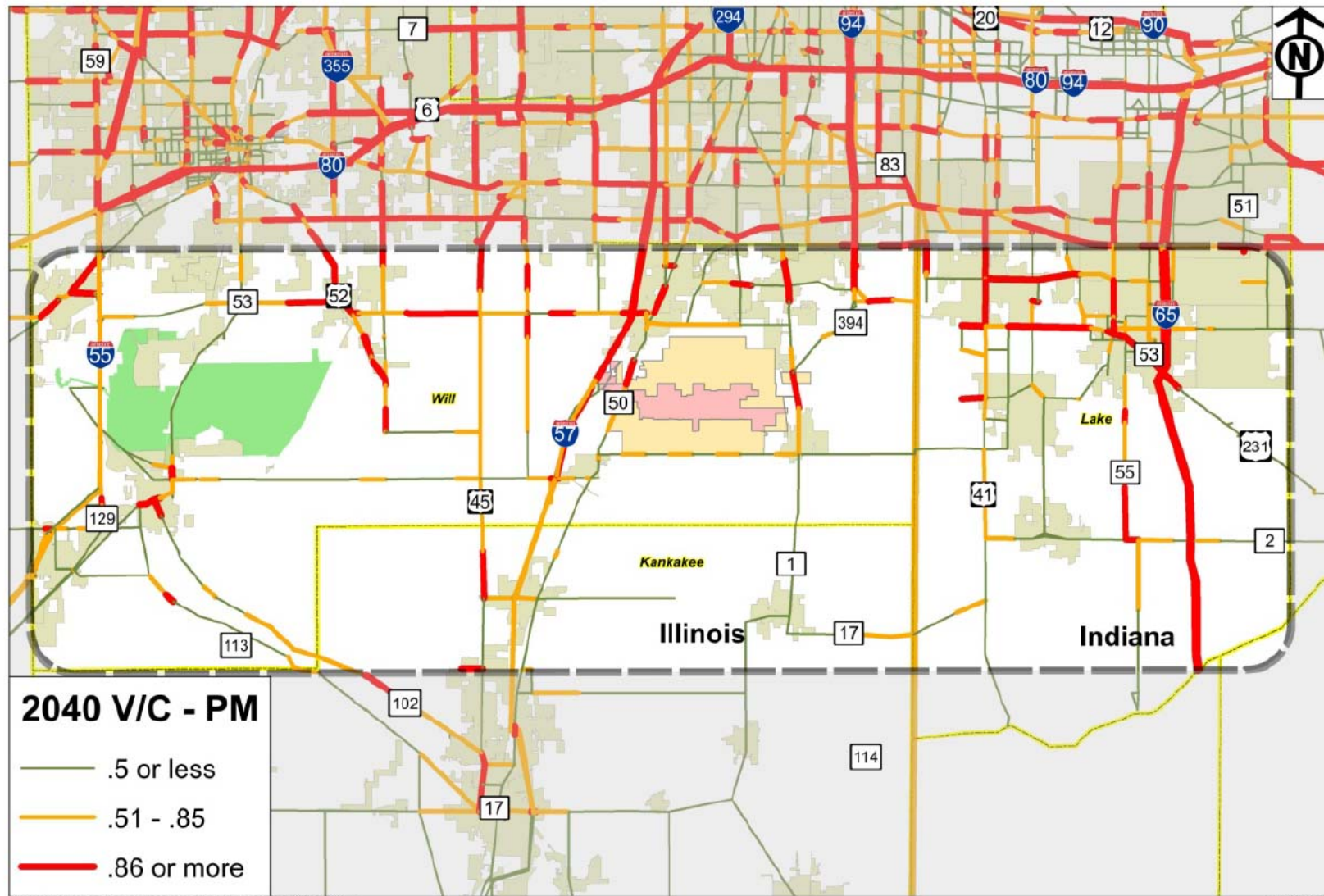


Figure 1-7. Predicted No-Action V/C (2040)



Source: Illiana Corridor TSPR, April 2012.





# Joliet Regional Multimodal Transit Center



# Regional Permitting

- Elwood has sued Centerpoint over not paying for services.
- Centerpoint and DC's paid lump fees and do not see need to pay more.
- Joliet, Will County and Centerpoint will meet to discuss regional permitting issues. Elwood is acting independently.



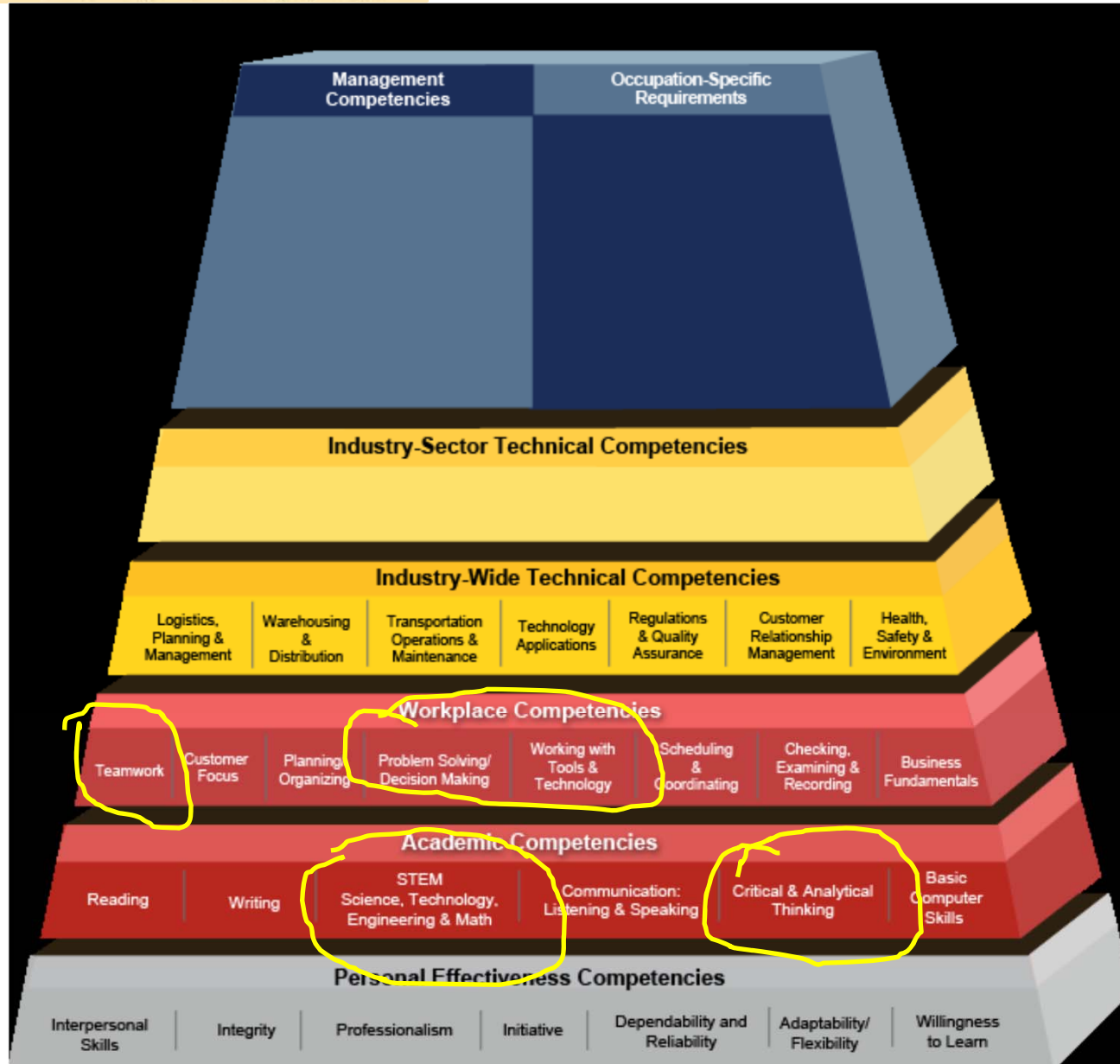
# Export and Manufacturing

- Considerable evidence for ‘near-shoring’ as fuel prices rise and customers demand speed
- Export is being pushed locally for small business initiative. **FTZ session April 4 sponsored by WCED**
- We remain skeptical of long-term impact
  - China economics will tell the tale
- Vietnam is the ‘new China’
  - Low labor costs, high quality workforce
  - But much smaller presently and less developed ports

# Intelligent Transportation 2013

- Run your business on facts
- Reduce supply chain risks
- Modernize assets physical and IT
- Redesign the chain!
- Get down with your 3PLs







# Illinois Logistics Employment Data

Standard Occupational Classification (SOC)	Title	Base Year Employment 2010	Projected Year Employment 2020	Change 2010-2020 Number	Percent	Average Annual Job Openings due to Growth	Replacements
11-3071	Transportation/Storage/Distribution Mgrs	4905	5019	114	2.32	11	118
13-1021	Purchasing Agents/Buyers, Farm Products	767	769	2	0.26	0	15
13-1022	Wholesale/Retail Buyers, Ex. Farm Products	4112	4262	150	3.65	15	103
13-1023	Purchasing Agents, Ex. Retail & Farm Prod.	9882	9827	-55	-0.56	0	265
13-1081	Logisticians	3811	4442	631	16.56	63	73
15-2031	Operations Research Analysts	1353	1551	198	14.63	20	43
43-5000	Material Recording/Schedule/Dispatchers	167765	163769	-3996	-2.38	277	4138
43-5011	Cargo & Freight Agents	6927	8363	1436	20.73	144	169
43-5061	Production/Planning/Expediting Clerks	9487	9609	122	1.29	12	248
43-5071	Shipping, Receiving & Traffic Clerks	30267	28374	-1893	-6.25	0	772
43-5081	Stock Clerks & Order Fillers	76102	76211	109	0.14	11	1891
53-0000	Transportation & Material Moving Occupations	438607	475044	36437	8.31	3819	11290
53-1000	Supervisors, Trans/Material Moving Workers	14758	17225	2467	16.72	247	304
53-1011	Aircraft Cargo Handling Supervisors	182	209	27	14.84	3	4
53-1021	1st-Line Spvrs/Mgrs Labors/Material Movers	8241	10179	1938	23.52	194	170
53-1031	1st-Line Spvrs/Mgrs Trans Mach Operators	6335	6837	502	7.92	50	130

Source: IDEC 2010-2020 employment data

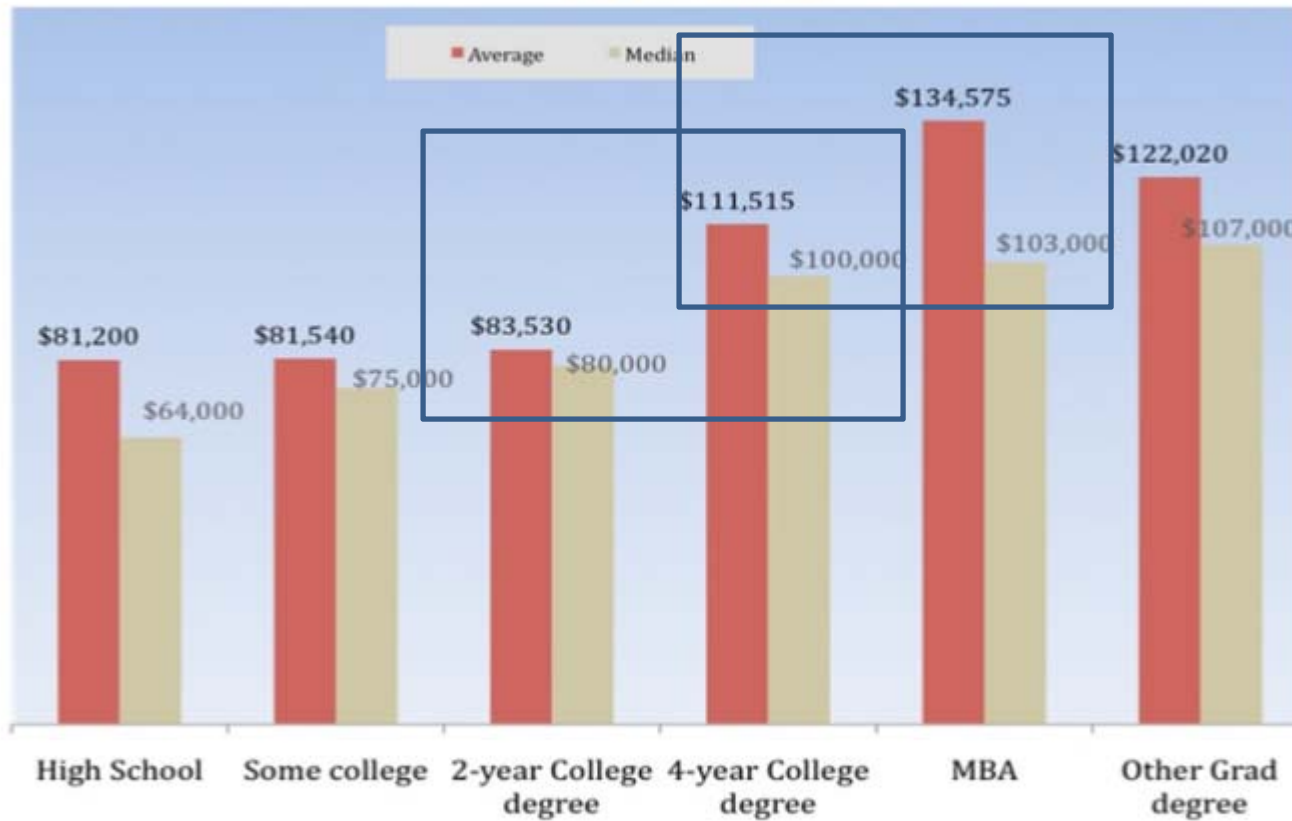
- What are they like?
  - Tech savvy and smart
  - Great expectations for themselves and others
  - Power of the individual
  - Want friends' validation, not the boss
- What to do?
  - Keep technology current
  - Fast-track programs (2 year) with rotations
  - Supervisory positions with mentoring
  - Wash out slackers! but support their placement



Source: [Career Solutions: Closing the Talent Gap](#), Inboundlogistics, Dec 2012

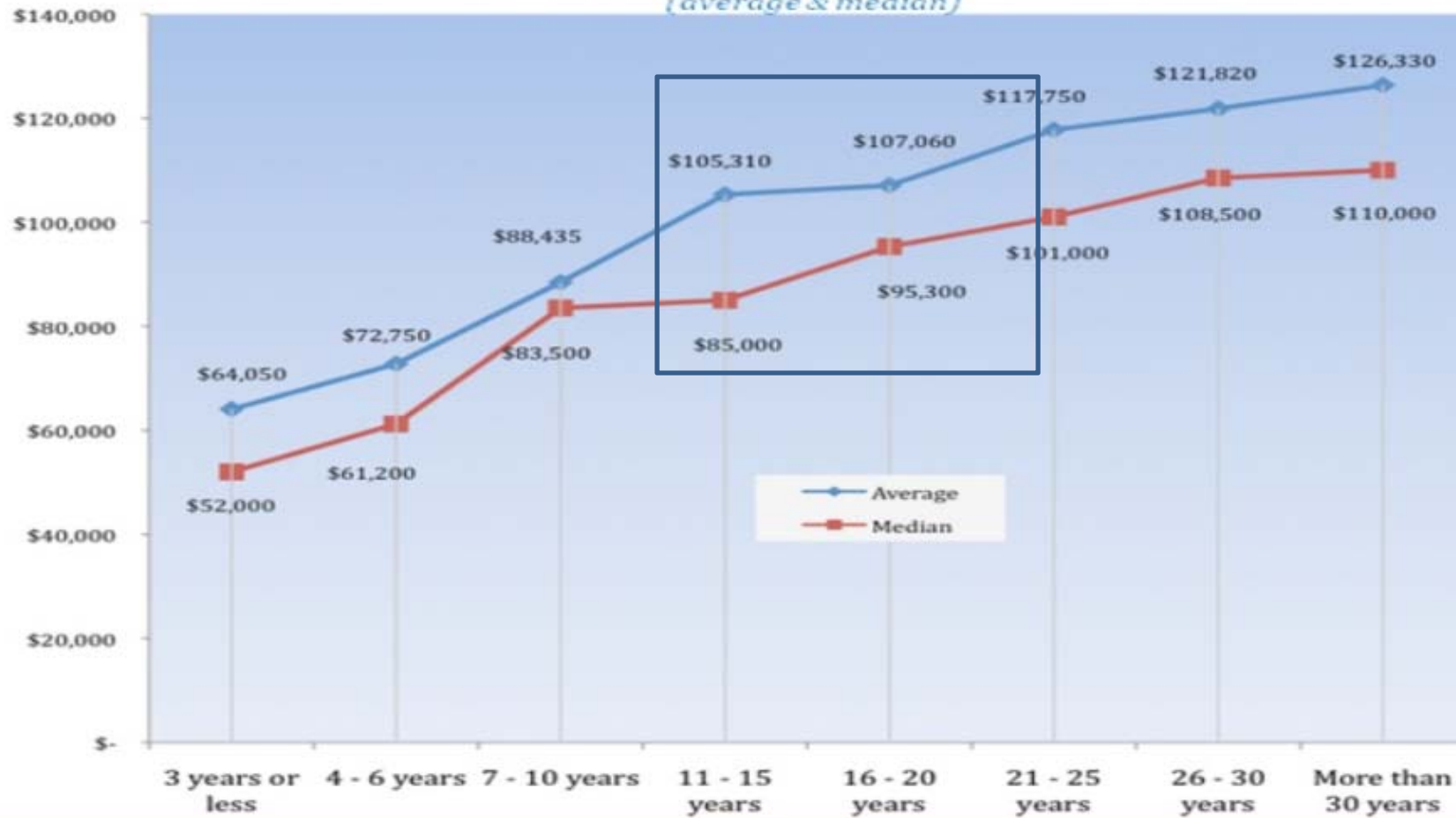
# Logistics Professionals

*Salary by Education*  
(average & median)





**Salary by Years of Logistics/Supply Chain Management Experience**  
*(average & median)*



# Education

- USF Programs
  - BBA major in Logistics
    - 5 courses, CTL exam from ASTL
  - MBA Logistics concentration
    - Online or face to face, 4 courses
  - MS International Trade and Logistics
    - One year, local and international students
  - Special Status
    - You don't need to be in a degree program to take courses.

